
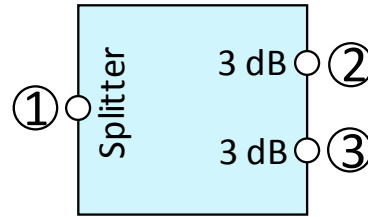


Cavity 2-Way- power splitter



Picture not binding



block diagram

Electrical characteristics

Part number	BN 818269F001		
Splitting ratio	1 : 0.5 : 0.5		
Frequency range:	88 – 136 MHz	136 – 350 MHz	350 – 3800 MHz
Insertion loss:	≤ 3.6 dB	≤ 3.6 dB	≤ 3.3 dB
Return loss (Port 1)	≤ -9 dB	≤ -10.5 dB	≤ -19 dB
Impedance	50 Ohm		
Passive intermodulation (IM3), 3rd order @ 2 x 20W	-155 dBc max. / -160 dBc typ.		
Power Rating:	≤ 400 W CW		

Mechanical characteristics

Connectors	4.3-10 female
Dimensions, approx.	See drawing
Weight, approx.	964 g
Color	grey
Wall / Mast mounting	to be ordered separately under BN B30342

Environmental conditions

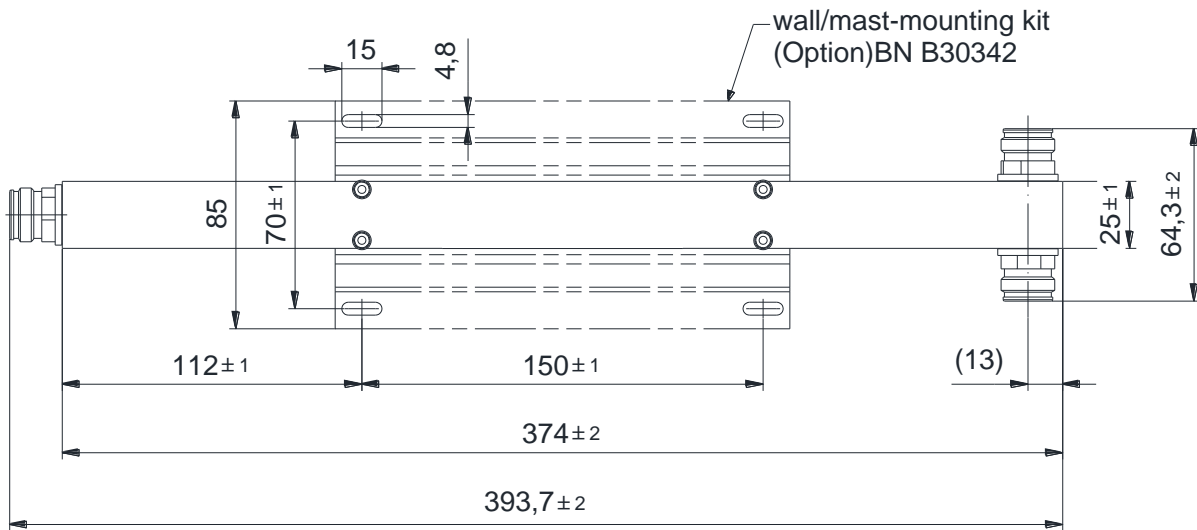
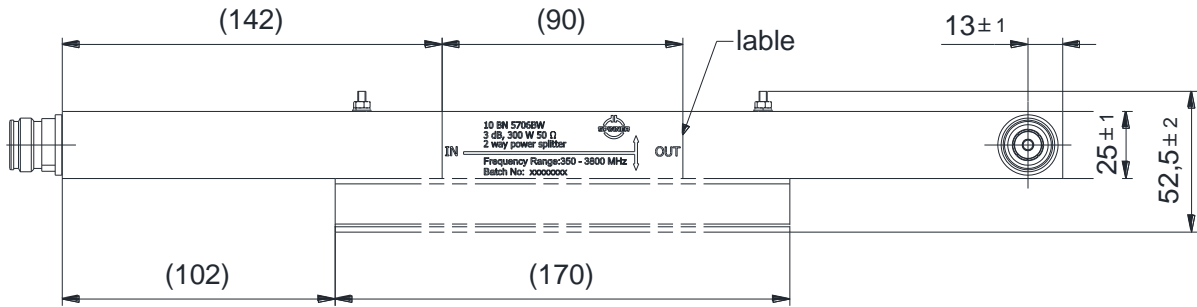
Class. of environmental conditions	ETSI EN 300019-1-1 Class 1.2 ETSI EN 300019-1-2 Class 2.3 ETSI EN 300019-1-4 Class 4.1E
Degree of protection	IP 65 (Outdoor)
Operation Ambient temperature range	-30 °C to +65 °C
Storage Ambient temperature range	-40 °C to +85 °C
Relative humidity, max.	95% (non-condensing)

This document is proprietary to us. All rights reserved. Any use, transfer, or reproduction of this document or the know-how contained therein requires our express consent.

SPINNER GmbH
 Template TD-00002Y

Cavity 2-Way- power splitter

Outline (all dimensions in millimeter)



SPINNER GmbH
 This document is proprietary to us.
 All rights reserved. Any use, transfer, or reproduction of this document
 or the know-how contained therein requires our express consent.

Standard:

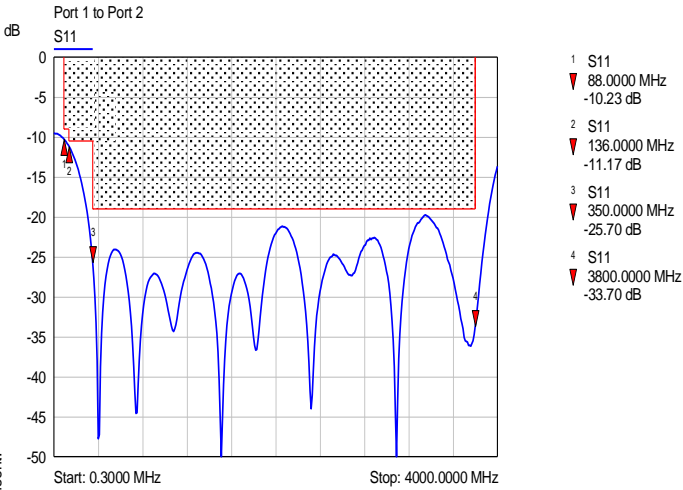
4.3-10 female (50 ohms): IEC 61169-54;

modifications reserved!

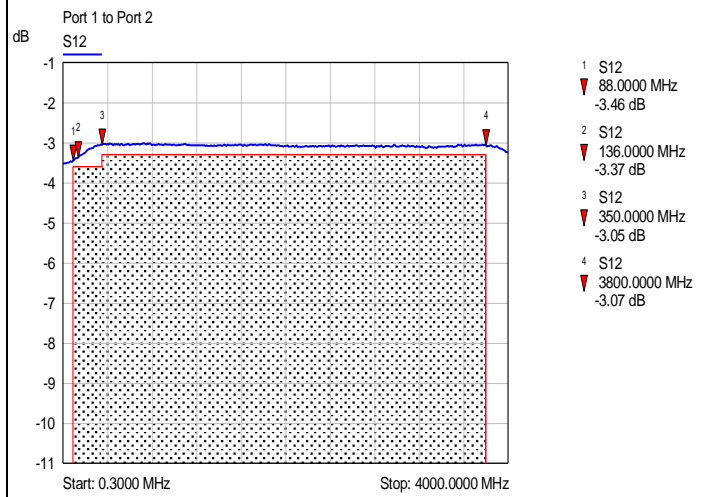
Cavity 2-Way- power splitter

Measurement:

VSWR:



Insertion loss :



This document is proprietary to us. All rights reserved. Any use, transfer, or reproduction of this document or the know-how contained therein requires our express consent.

SPINNER GmbH
 Template TD-00002Y