
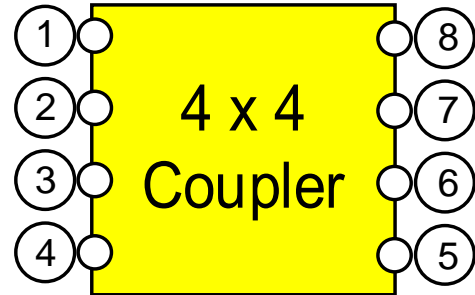


4:4 COMBINER 380-3800 MHz Compact Version



Picture not binding



block diagram

**Electrical characteristics**

Part number	<b>BN 570755</b>
Insertion loss (including nominal 6 dB splitting losses)	6.1 dB ± 1.2 dB
Frequency range	380 – 3800 MHz
Isolation	≥ 28 dB   typ. 30 dB
Impedance	50 Ohm
Special feature	DC path Port 1 → Port 5, Port 2 → Port 7 DC path Port 3 → Port 6, Port 4 → Port 8 (max. 6.5A AISG2 conform)
Test voltage	500 V
Passive intermodulation (IM3), 3rd order @ 2 x 20W	-160 dBc max. / -165 dBc typ.
VSWR	≤ 1.25
Power Rating	500W (CW) max. per port

**Mechanical characteristics**

Connectors Port 1 – 4 Port 5 – 8	4.3-10 female Input ports Output ports
Dimensions, approx.	307 x 269 x 85 mm (Width x Height x Depth)
Weight, approx.	6.2 kg
Wall / Mast mounting	Part of delivery

**Environmental conditions**

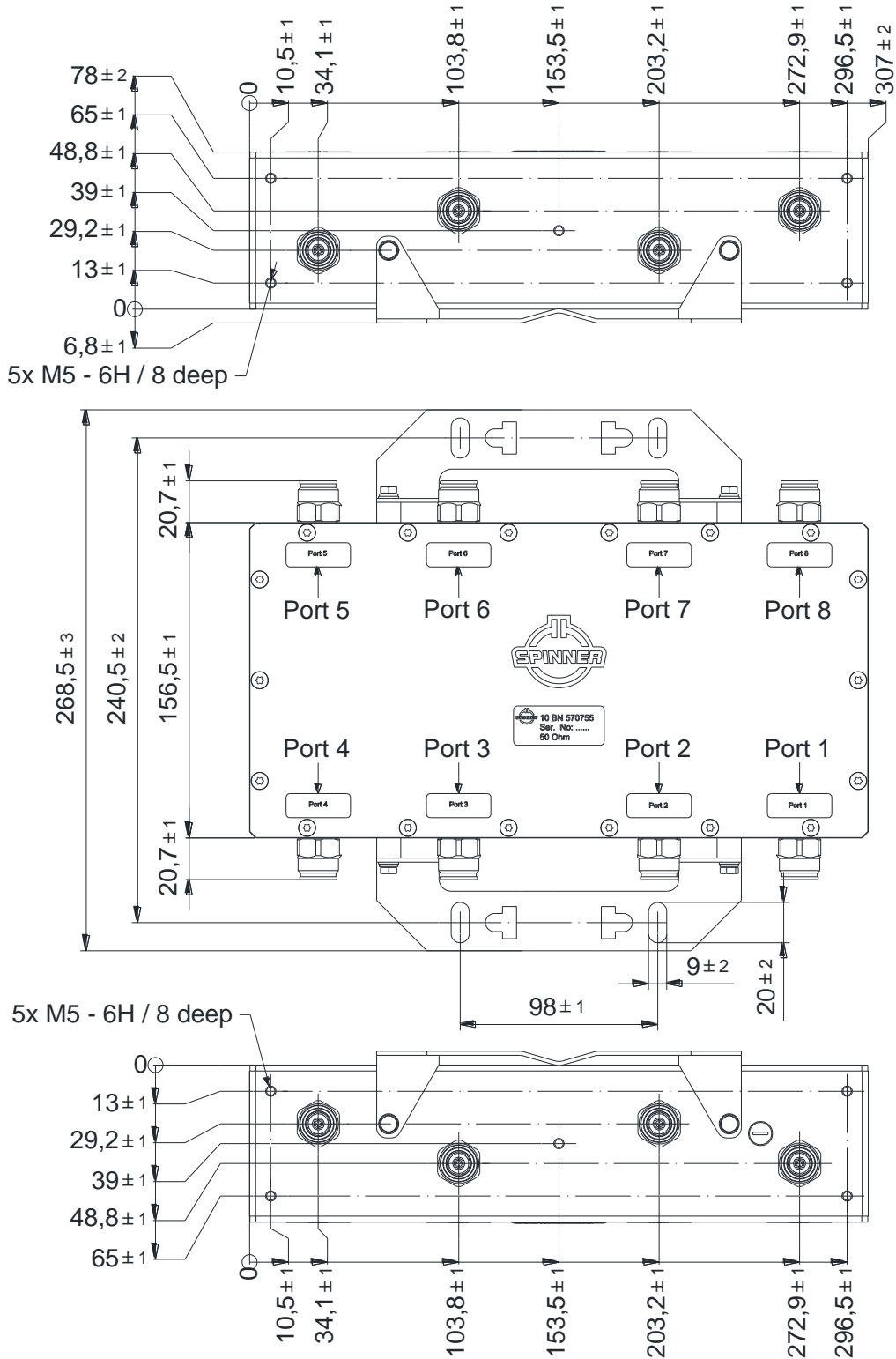
Class. of environmental conditions	ETSI EN 300019-1-1 Class 1.2 ETSI EN 300019-1-2 Class 2.3 ETSI EN 300019-1-4 Class 4.1E
Degree of protection	IP 65 (Outdoor)
Operation Ambient temperature range	-40 °C to +55 °C
Storage Ambient temperature range	-40 °C to +85 °C
Relative humidity, max.	95% (non-condensing)

SPINNER GmbH  
This document is proprietary to us.  
All rights reserved. Any use, transfer, or reproduction of this document  
or the know-how contained therein requires our express consent.

Template TD-00002Y

4:4 COMBINER 380-3800 MHz Compact Version

Outline (all dimensions in millimeter)



Standard:

4.3-10 female: 50 (ohms) IEC 61169-54

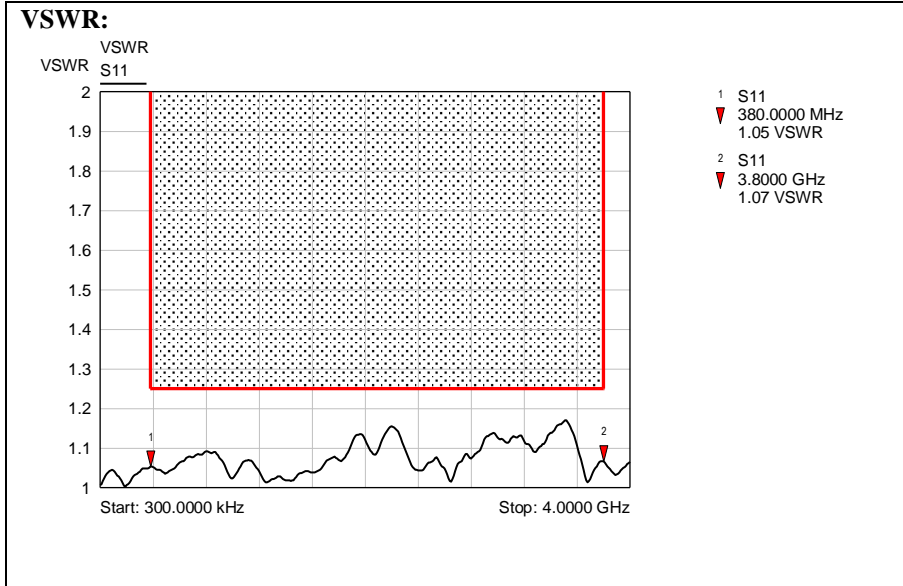
modifications reserved!

SPINNER GmbH. This document is proprietary to us. All rights reserved. Any use, transfer, or reproduction of this document or the know-how contained therein requires our express consent.

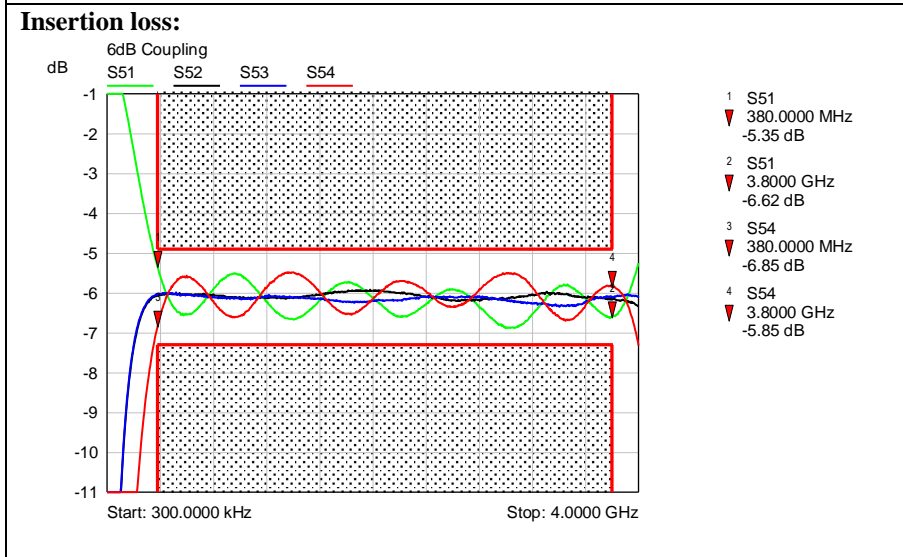
Template TD-00002Y

4:4 COMBINER 380-3800 MHz Compact Version

Measurements:



— typical for: S11 ... S44

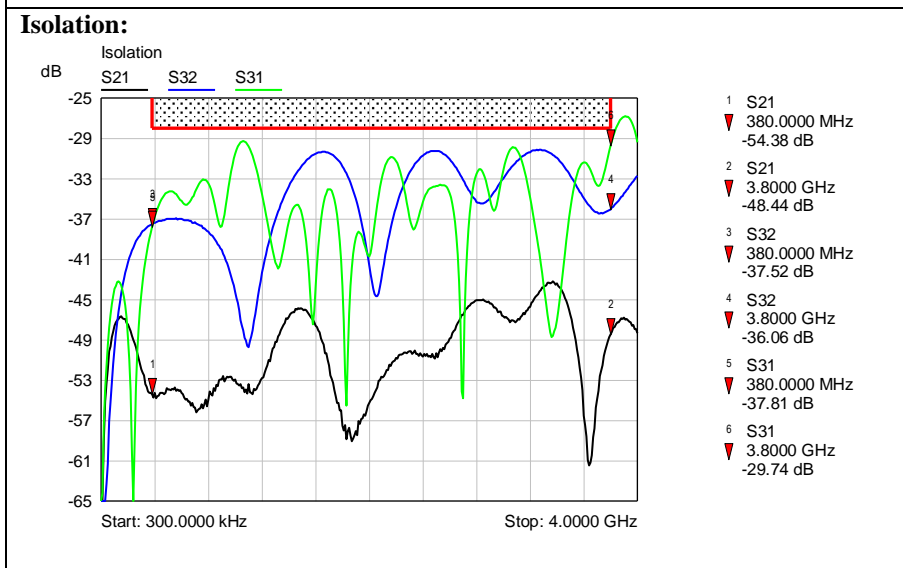


— typical for: S51, S63, S72, S84

— typical for: S52, S64, S71, S83

— typical for: S53, S61, S74, S82,

— typical for: S54, S62, S73, S81.



— typical for: S31, S42

— typical for: S21, S43

— typical for: S32, S41

SPINNER GmbH. This document is proprietary to us. All rights reserved. Any use, transfer, or reproduction of this document or the know-how contained therein requires our express consent.

Template TD-00002Y