

Handling Instructions 43277A

SPINNER Torque Wrench



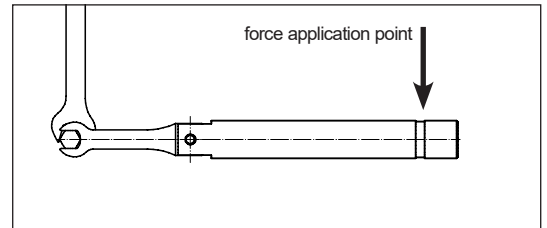
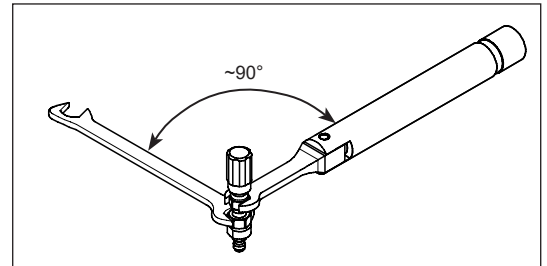
Range of application:

Always use a torque wrench to achieve repeatability and standardized connections. The use of a torque wrench additionally prevents an overstraining of the connectors and so assures the best possible lifetime.

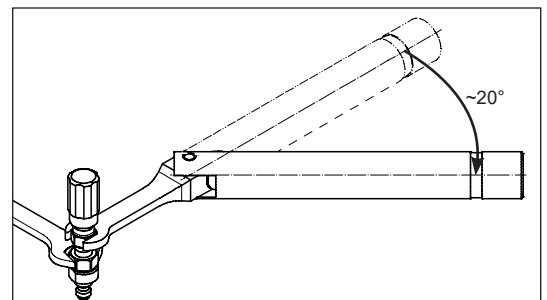
Part Number	for Connector Type	Wrench Size	Preset Torque	Torque Tolerance	Calibrated
BN 23 87 48 C0001	0.8 mm, 1.0 mm	6 mm	45 N·cm	±5 N·cm	yes
BN 23 87 49 C0001	0.8 mm, 1.0 mm	6 mm	34 N·cm	±3 N·cm	yes

Handling:

- Hold the device steady and turn the nut only.
- Apply the torque wrench only at the connector nut.
- Position torque wrench and open end wrench within 90 degrees of each other.
- The torque wrench can be used in both directions.
- Grab handle at the force application point to apply torque. Actuation at a different point results in an incorrect torque.
- Pull the torque wrench with a smooth movement. The torque wrench 'breaks' when the torque is reached.
- Stop pulling as soon as a 'break' angle of approx. 20° is reached.
- Reset the wrench for the next application.



DO NOT TIGHTEN THE CONNECTION FURTHER.



Note:

- Always use a torque wrench to achieve repeatability and standardized connections.
- The use of a torque wrench additionally prevents an overstraining of the connectors and so assures the best possible lifetime.
- If calibrated a calibration interval of one year is recommended.
- The product data sheet is available for download on www.spinner-group.com.

These instructions are written for qualified and experienced personnel. Please study them carefully before starting any work. Any liability or responsibility for the results of improper or unsafe installation practices is disclaimed. Please respect valid environmental regulations for assembly and waste disposal. Studieren Sie bitte sorgfältig vor Beginn der Montage diese Anleitung, die für geschultes und qualifiziertes Personal erstellt ist. Bei unsachgemäßer Montage ist eine Haftung bzw. Gewährleistung ausgeschlossen. Bitte beachten Sie bei Montage und Entsorgung die geltenden Umweltschutzbestimmungen. Ces instructions sont écrites pour des personnes qualifiées et expérimentées. Il est nécessaire de bien les lire avant de commencer l'installation. Notre responsabilité ne pourra être engagée si l'installation n'a pas été faite en conformité avec nos instructions. Prière de respecter les règles d'environnement en application pour le montage. Estas instrucciones están dirigidas a personal calificado y con la debida experiencia. Por favor léalas cuidadosamente antes de iniciar su trabajo. No asumimos ninguna responsabilidad derivada de instalaciones impropias ó sin las adecuadas medidas de seguridad. Por favor respete las regulaciones para protección ambiental y desecho de desperdicios. Estas instruções são dirigidas ao pessoal qualificado e com a devida experiência. Por favor leia-as atentamente antes de começar a tarefa. Não assumimos nenhuma responsabilidade devido a execução de instalação de maneira imprópria ou sem as adequadas medidas de segurança. Por favor respeite os regulamentos válidos de meio ambiente para a montagem e remoção de resíduos. 本安装说明为合格及有经验的操作人员所写。请在安装之前仔细阅读。任何不恰当或不安全的安装所引起的责任，都将不予受理。并请遵守关于装配件及废物弃置的有效环保条例。